

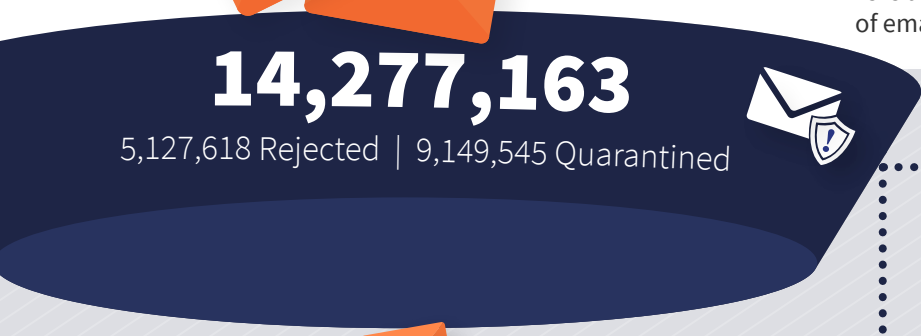
SECURITY RISK ASSESSMENT

Quarterly Report | April 2018



95,915,659 emails inspected by Mimecast

This is an aggregate report of ESRA tests compiled over 931 days showing the number and type of email-borne threats missed by incumbent email security systems.

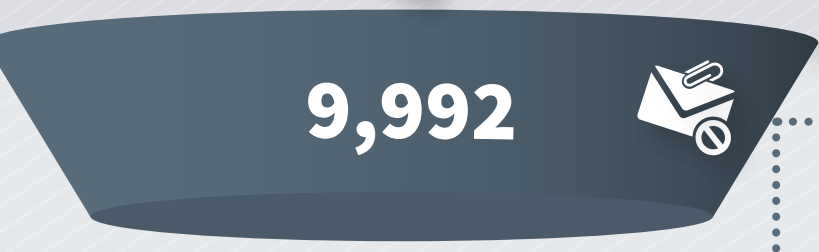


CAUGHT TOTAL SPAM

ON AVERAGE 1 OF EVERY 19 CLICKS ARE TO BLOCKED SITES *

ASSUMING 15 SECONDS ARE WASTED DEALING WITH AN AVERAGE SPAM, TOTAL TIME WASTED =

59,488 HOURS



CAUGHT DANGEROUS FILE TYPES

COST OF CLEANING UP FOR A TYPICAL MALWARE INFECTION IS


3 MAN HOURS**



CAUGHT MALWARE ATTACHMENTS

THE AVERAGE COST OF A DATA BREACH IS

\$4M OR \$158/RECORD***



CAUGHT IMPERSONATION ATTACK

THE AVERAGE EXPOSED DOLLAR LOSS FOR A SUCCESSFUL IMPERSONATION ATTACK IS:

\$139K****

81,592,930 emails deemed safe by Mimecast

* Mimecast research February 2018 - USA Grid
 ** Estimate of Mimecast IT. Direct IT time only for remediation of a non-server device. Does not include user down time.
 *** 2016 Ponemon Cost of Data Breach Study: Global Analysis
 **** Federal Bureau of Investigations, Business Email Compromise: The 3.1 Billion Dollar Scam, June 14, 2016



SECURITY RISK ASSESSMENT

Quarterly Report | April 2018

Portion of Aggregate with Given Incumbent:

Aggregate data from 37 organizations covering 20 industries	Aggregate	Microsoft Office 365	Microsoft Office 365 (% of aggregate)	Proofpoint	Proofpoint (% of aggregate)
Emails Inspected by Mimecast	95,915,659	43,873,909	45.7%	34,423,535	35.9%
Email Users	167,044	64,180	38.4%	52,300	31.3%
Cumulative Test Duration (Days)	931	492	52.8%	75	8.1%
Discovered Total Spam by Mimecast	14,277,163	11,614,434	81.3%	794,875	5.6%
Discovered Dangerous File Types by Mimecast	9,992	9,457	94.6%	52	0.5%
Discovered Malware Attachments with AV by Mimecast	12,502	1,671	14.3%	9,718	83.4%
Caught Malware with Attachments Sandboxing by Mimecast	849	614	72.3%	136	16.0%
Discovered Impersonation Attacks by Mimecast	23,072	17,670	76.6%	570	2.5%
Email Deemed Safe by Mimecast	81,592,930	32,230,063	39.5%	33,618,184	41.2%



Want to learn more?
[READ THE FULL ESRA REPORT.](#)